

# MULTI-LOAD STACK DRYERS

## TRADITIONAL LINE – VEND: MLG30 AND MLG45



### MICROPROCESSOR CONTROLS

- Easy, programmable controls make setup intuitive
- Owners can control time-of-day pricing and additional costs for end-user upgrades
- End users have option to select ideal cycle for individual drying need
- Easy to read Time Remaining Digital Display informs users of cycle times to help reduce bottlenecks



### TRANS-AXIAL AIRFLOW SYSTEM

- Optimizes performance and cycle times
- Maintains uniform drying and short cycle times on undersized or mixed loads



### THERMO-GARD™ SYSTEM

- Monitors temperatures and helps prevent overdrying



### BUILT TO LAST

- Rear Drive Belt and Pulley Suspension System – provides smooth tumbling operation
- Permanently Lubricated Bearings – on motor and drive system for consistent tumbling
- Heavy-Duty Enclosed Motors – handle large loads with ease
- Extra-Large Door Opening – provide unhindered access while loading and unloading clothes



**COIN EQUIPPED**  
MLG45PDCWW pictured  
(Also available in Stainless)



**COIN EQUIPPED**  
MLG30PDBWW pictured  
(Also available in Stainless)

MULTI-LOAD STACK DRYERS – TRADITIONAL LINE		
CAPACITY	MODEL NUMBER	COLOR
30 lb	MLG30PDBWW	White
30 lb	MLG30PDBWS	Stainless
45 lb	MLG45PDCWW	White
45 lb	MLG45PDCWS	Stainless



See [maytagcommerciallaundry.com](http://maytagcommerciallaundry.com) for warranty details.

VISIT [MAYTAGCOMMERCIALLAUNDRY.COM](http://MAYTAGCOMMERCIALLAUNDRY.COM) FOR MORE INFORMATION.

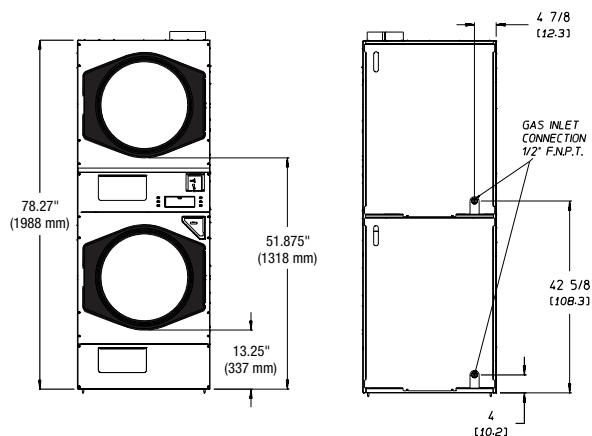
®/™ © 2020 Maytag. All rights reserved.  
MY200006 4/20

# MULTI-LOAD STACK DRYERS

## TRADITIONAL LINE – VEND: MLG30 AND MLG45

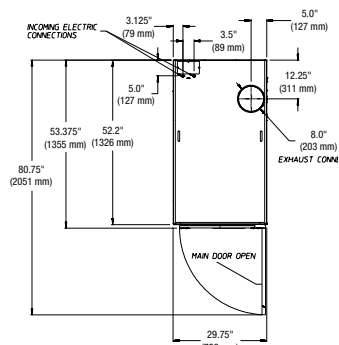


### MLG30



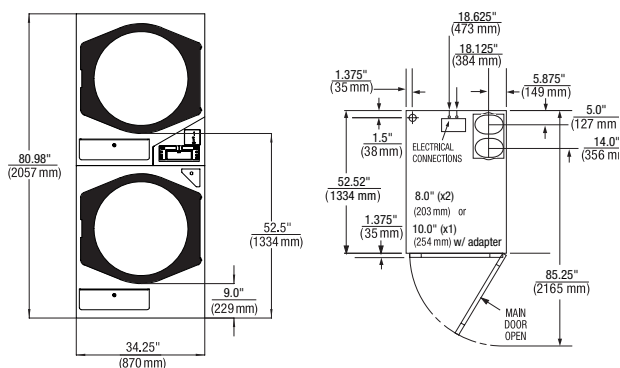
FRONT VIEW

BACK VIEW



TOP VIEW

### MLG45



FRONT VIEW

TOP VIEW



Dimensions are for planning purposes only. See specific instructions for proper installation. Because of continuous product improvement, Maytag reserves the right to change specifications without notice.

MODELS	MLG30 (PD)	MLG45 (PD)
<b>CAPACITY</b>		
Number of Dryer Pockets	2	2
Cylinder Volume Each Pocket — cu. ft. (liters)	10.10 (286)	14.59 (413)
Cylinder Diameter Each Pocket — in. (mm)	27.25 (692)	32.75 (832)
Cylinder Depth Each Pocket — in. (mm)	30 (762)	30 (762)
Dry Load Capacity Each Pocket — lb (kg)	30 (13.60)	45 (20.41)
<b>GAS SPECS/AIRFLOW</b>		
Drive Motor Size Each Pocket — hp (kW)	1/2 (.37)	3/4 (.56)
Airflow Type Each Pocket	Trans-Axial	Trans-Axial
Airflow Each Pocket — cfm (cmm)	400 (11.30)	600 (17)
Gas Inlet Size — in. (mm)	2 X .50 (12.70)	1 X .75 (19.05) M.N.P.T.
Heat Input, Gas — btu/hr (kcal/hr)	72,000 (18,143) / Pocket	112,000 (28,224) / Pocket
Number of Exhausts	1	2
Exhaust Duct Diameter — qty. x in. (mm)	1 X 8 (203)	2 X 8 Standard (203) 1 X 10 (254) w/Incl. Adapter
<b>ELECTRICAL REQUIREMENTS</b>		
Breaker/Fuse — amps	15 / Pocket	15 / Pocket
<b>DIMENSIONS</b>		
Depth — in. (mm)	53.20 (1,326)	52.52 (1,334)
Width — in. (mm)	29.70 (754)	34.25 (870)
Height — in. (mm)	78.27 (1,988)	80.98 (2,057)
Door Opening — in. (mm)	21.50 (546)	27 (686)
<b>APPROXIMATE WEIGHT</b>		
Uncrated — lb (kg)	675 (306)	1,015 (460)
Crated — lb (kg)	710 (322)	1,080 (490)
<b>CONTROL / USER INTERFACE</b>		
Control Type	Microprocessor	Microprocessor
Display Type	Digital	Digital
Vended Controller	Yes	Yes
OPL Controller	No	No
<b>CONSTRUCTION</b>		
Cylinder	Galvanized Steel	Galvanized Steel
Top	Painted CRS	Painted CRS
Front	White/ Stainless Steel	White/ Stainless Steel
Side	Painted CRS	Painted CRS