

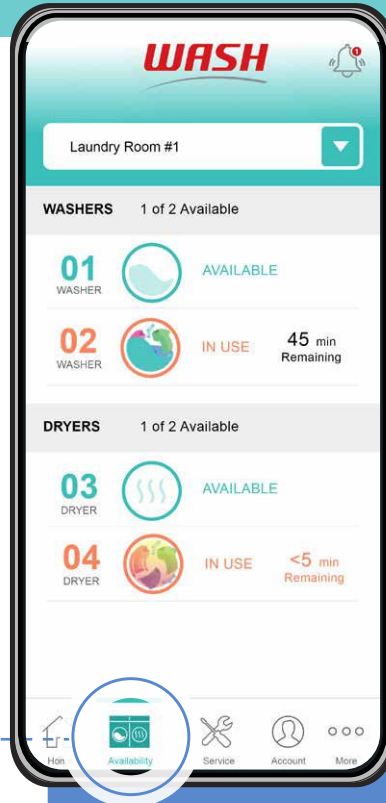


Connected Room

Quick Features Guide

Machine Availability

Once logged in, simply tap on the **Availability** icon to view all available machines in the laundry room from wherever you are.




Payment

Enter machine number or scan QR code to select an available machine.

Load laundry and then tap **Pay**.

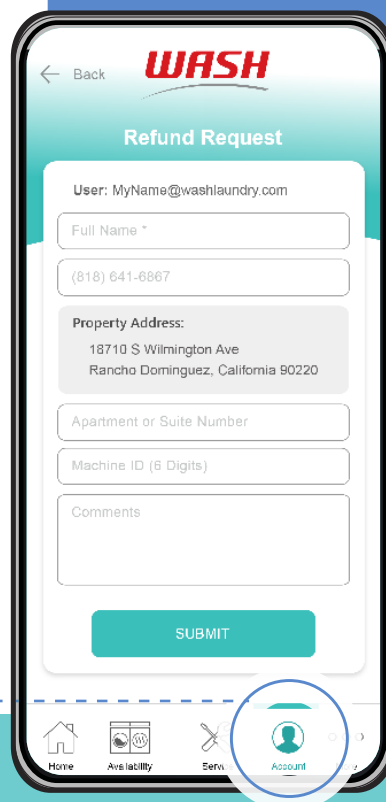
Depending on your machine type, you will either select your fabric setting or push the start button on the machine.



Refund Request

Tap on the **Account** icon and select **Refunds** to see your transaction history.

Tap on the transaction you'd like a refund for, fill in the required fields, and tap submit.



Request Service

Tap on the **Service** icon and simply scan the barcode displayed on the machine or enter the six-digit machine ID.

